

Samoiedo
by **Silfer**



LINEA
PS

Pasticceria

Pâtisserie
Pasteleria
Konditorei
Confectionery



Silfer
COOLING ART

VOLUME / VOLUME / VOLUMEN
RAUMINANTE / VOLUME
LT 360

+2°+10°

75%

TERMOMETRO / THERMOMETRE
TERMOMETRO / THERMOMETRE
THERMOMETER
ELE

TERMOSTATO / THERMOSTAT
TERMOSTATO / THERMOSTAT
THERMOSTAT
ELE

GAS / GAZ / GAS / GAS / GAS
R404A

SBRINAMENTO / DEGIVRAGE
DESCARCHE / ABTAUJART / DEFROST
AUTO

REFRIGERAZIONE / REFRIGERATION
REFRIGERACION / KUEHLUNG / COOLING

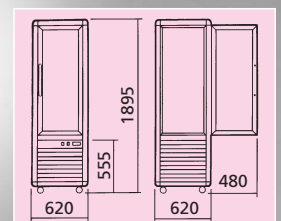
TENSIONE / TENSION
TENSION / SPANNUNG / TENSION
230 V - 50 HZ

L 650
P 650
H 2030

PS 350



PS 350 R



| MODELLO MODELE / MODELO MODELL / MODEL | DISPOSIZIONE DESSIN / DISPOSICION AUFSTELLUNG / LAYOUT | RIPIANI / ETAGERES ESTANTERÍAS / ABSATZE / SHELVES | | PESO LORDO BRUT / BRUTO B. GEWICHT / GROSS | PESO NETTO NET / NETTO N. GEWICHT / NET | COMPRESSORE COMPRESSEUR / COMPRESSOR KOMPRESSOR / COMPRESSOR |
|--|--|---|----|--|---|--|
| | | L x P (mm) | N° | | | |
| PS 350 V | | 465 x 420 | 5 | kgs 183 | kgs 170 | WATT 540 |
| PS 350 R | | Ø 452 | 6 | kgs 183 | kgs 170 | WATT 540 |

PS 450

VOLUME / VOLUME / VOLUMEN
RAUMINANTE / VOLUME
LT 427

+2°+10°

75%

TERMOMETRO / THERMOMETRE
TERMOMETRO / THERMOMETER
THERMOMETER
ELE

TERMOSTATO / THERMOSTAT
TERMOSTATO / THERMOSTAT
THERMOSTAT
ELE

GAS / GAZ / GAS / GAS / GAS
R404A

SRINAMENTO / DEGIVRAGE
DESCARCHE / ABTALART / DEFROST
AUTO

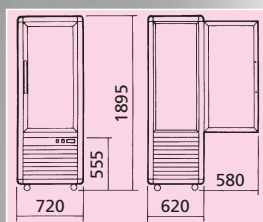
REFRIGERAZIONE / REFRIGERATION
REFRIGERACION / KUEHLUNG / COOLING

TENSIONE / TENSION
TENSION / SPANNUNG / TENSION
230 V - 50 HZ

**L 750
P 650
H 2030**



PS 450 V



| MODELLO MODELE / MODELO MODELL / MODEL | DISPOSIZIONE DESSIN / DISPOSICION AUFSTELLUNG / LAYOUT | RIPIANI / ETAGERES ESTANTERIAS / ABSATZE / SHELVES | | PESO LORDO BRUT / BRUTO B. GEWICHT / GROSS | PESO NETTO NET / NETTO N. GEWICHT / NET | COMPRESSORE COMPRESSEUR / COMPRESSOR KOMPRESSOR / COMPRESSOR |
|--|--|---|----|--|---|--|
| | | L x P (mm) | N° | | | |
| PS 450 V | | 565 x 420 | 5 | kgs 197 | kgs 183 | WATT 540 |
| PS 450 R | | Ø 452 | 6 | kgs 197 | kgs 183 | WATT 540 |

VOLUME / VOLUME / VOLUMEN
RAUMINANTE / VOLUME

LT 742

+2°+10°

75%

TERMOMETRO / THERMOMETRE
TERMOMETRO / THERMOMETR
THERMOMETER
ELE

TERMOSTATO / THERMOSTAT
TERMOSTATO / THERMOSTAT
THERMOSTAT
ELE

GAS / GAZ / GAS / GAS / GAS
R404A

SBRINAMENTO / DEGIVRAGE
DESCARCHE / ABTAUART / DEFROST
AUTO

REFRIGERAZIONE / REFRIGERATION
REFRIGERACION / KUEHLUNG / COOLING

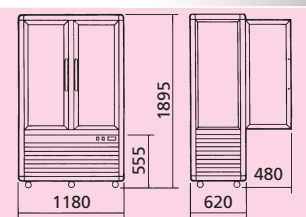
TENSIONE / TENSION
TENSION / SPANNUNG / TENSION
230 V - 50 HZ

L 1220
P 650
H 2030

PS 700



PS 700 VR



| MODELLO MODELE / MODELO MODELL / MODEL | DISPOSIZIONE DESSIN / DISPOSICION AUFSTELLUNG / LAYOUT | RIPIANI / ETAGERES ESTANTERÍAS / ABSATZE / SHELVES L x P (mm) N° | PESO LORDO BRUT / BRUTO B. GEWICHT / GROSS | PESO NETTO NET / NETTO N. GEWICHT / NET | COMPRESSORE COMPRESSEUR / COMPRESOR KOMPRESSOR / COMPRESSOR |
|--|--|---|--|---|---|
| PS 700 V | | 465 x 420 10 | kgs 271 | kgs 252 | WATT 790 |
| PS 700 V/V | | 465 x 420 10 | kgs 313 | kgs 294 | WATT 540+540 |
| PS 700 R | | Ø 452 12 | kgs 271 | kgs 252 | WATT 790 |
| PS 700 R/R | | Ø 452 12 | kgs 313 | kgs 294 | WATT 540+540 |
| PS 700 VR | | 465 x 420 Ø 452 5 6 | kgs 271 | kgs 252 | WATT 790 |

PS 900

VOLUME / VOLUME / VOLUMEN
RAUMINANTE / VOLUME
LT 848

+2°+10°

75%

TERMOMETRO / THERMOMETRE
TERMOMETRO / THERMOMETRE
THERMOMETER
ELE

TERMOSTATO / THERMOSTAT
TERMOSTATO / THERMOSTAT
THERMOSTAT
ELE

GAS / GAZ / GAS / GAS / GAS
R404A

SRINAMENTO / DEGIVRAGE
DESCARCHE / ABTAUART / DEFROST
AUTO

REFRIGERAZIONE / REFRIGERATION
REFRIGERACION / KUEHLUNG / COOLING

TENSIONE / TENSION
TENSION / SPANNUNG / TENSION
230 V - 50 HZ

L 1410
P 650
H 2030



Direzionatori d'aria per garantire uniformità di temperatura.

Directionnels d'air pour garantir l'uniformité de la température.

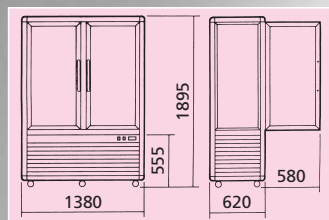
Orientadores de aire para garantizar una temperatura uniforme.

Luftförderer, um die richtige Temperatur zu garantieren.

Air conveyors to guarantee uniform temperature.



PS 900 V



| MODELLO MODELE / MODELO MODELL / MODEL | DISPOSIZIONE DESSIN / DISPOSICION AUFSTELLUNG / LAYOUT | RIPIANI / ETAGERES ESTANTERÍAS / ABSATZE / SHELVES | | PESO LORDO BRUT / BRUTO B. GEVICHT / GROSS | PESO NETTO NET / NETTO N. GEVICHT / NET | COMPRESSORE COMPRESSEUR / COMPRESOR KOMPRESSOR / COMPRESSOR |
|--|--|---|--------|--|---|---|
| | | L x P (mm) | N° | | | |
| PS 900 V | | 565 x 420 | 10 | kgs 290 | kgs 270 | WATT 800 |
| PS 900 V/V | | 565 x 420 | 10 | kgs 332 | kgs 312 | WATT 540+540 |
| PS 900 R | | Ø 452 | 12 | kgs 290 | kgs 270 | WATT 800 |
| PS 900 R/R | | Ø 452 | 12 | kgs 332 | kgs 312 | WATT 540+540 |
| PS 900 VR | | 565 x 420 Ø 452 | 5 6 | kgs 290 | kgs 270 | WATT 800 |

VOLUME / VOLUME / VOLUMEN
RAUMINANTE / VOLUME
LT 1388

+2°+10°

75%

TERMOMETRO / THERMOMETRE
TERMOMETRO / THERMOMETER
THERMOMETER
ELE

TERMOSTATO / THERMOSTAT
TERMOSTATO / THERMOSTAT
THERMOSTAT
ELE

GAS / GAZ / GAS / GAS / GAS
R404A

SBRINAMENTO / DEGIVRAGE
DESCARCHE / ABTAUJART / DEFROST
AUTO

REFRIGERAZIONE / REFRIGERATION
REFRIGERACION / KUEHLUNG / COOLING

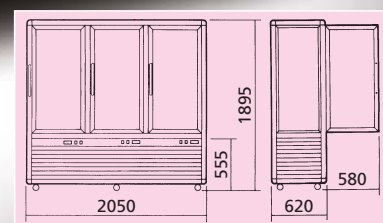
TENSIONE / TENSION
TENSION / SPANNUNG / TENSION
230 V - 50 HZ

L 2080
P 650
H 2030

PS 1300



PS 1300 VRV



| MODELLO MODELE / MODELO MODELL / MODEL | DISPOSIZIONE DESSIN / DISPOSICION AUFSTELLUNG / LAYOUT | RIPIANI / ETAGERES ESTANTERÍAS / ABSATZE / SHELVES | | PESO LORDO BRUT / BRUTO B. GEWICHT / GROSS | PESO NETTO NET / NETTO N. GEWICHT / NET | COMPRESSORE COMPRESSEUR / COMPRESSOR KOMPRESSOR / COMPRESSOR |
|--|--|---|---------|--|---|--|
| | | L x P (mm) | N° | | | |
| PS 1300 V | | 565 x 420 | 15 | kgs 371 | kgs 340 | WATT 1300 |
| PS 1300 VRV | | 565 x 420 Ø 452 | 10 6 | kgs 371 | kgs 340 | WATT 1300 |
| PS 1300 V/VV | | 565 x 420 | 15 | kgs 413 | kgs 382 | 1 WATT 540 1 WATT 800 |

OPTIONAL

Chiusura con chiave

Fermeture avec clé

Cierre con llave

Schlüssel-schließsystem

Key closing

Ripiano in vetro

mm 465x420 / mm 565x420

Étagère verre

Estante cristal

Glasfach

Glass shelf

Ripiano griglia

mm 465x445 / mm 565x445

Étagère grille

Estante rejilla

Rost

Wire shelf

Kit piedini regolabili

Kit petits pieds réglables

Kit patas regulables

Kit verstellbare Füßchen

Kit adjustable feet

Imballo cassa legno

Embalage en caisse de bois

Embalaje en caja de madera

Verpackung in Holzkiste

Wooden crate packing

Impianto 220 v 60 hz / 115 v 60 hz

Instalation 220 v 60 hz / 115 v 60 hz

Instalacion 220 v 60 hz / 115 v 60 hz

Elektrik 220 v 60 hz / 115 v 60 hz

Power supply 220 v 60 hz / 115 v 60 hz

Sistema di condensazione ad acqua per ogni gruppo frigorifero

Système de condensation à eau

pour chaque groupe de réfrigérateur

Sistema de condensación de agua

para cada grupo frigorífico

Wasserverflüssigungssystem für

jeden Kältesatz

Water condensing system for each

refrigerating group

Vetro con valvole altimetriche (per installazioni sup. a mt 800)

Verre avec soupapes altimétriques

(pour installations sup. à 800 m.)

Vidrio con válvulas altimétricas

(para instalaciones a alturas de más de 800 mt)

Glass mit Ventilen

(für aufstellungen über 800 Metern)

Glass equipped with valves

(for installations above mt. 800)

Disponibile personalizzazione: vedi scheda decorazioni

La personnalisation est disponible: voir fiche décorations

Personalización disponible: véase ficha decoraciones

Benutzerdefinierte Anpassung auf Wunsch erhältlich: siehe die Dekorationskarte

Customerization available: see decorations card

Per installazione con Gruppo Motore Remoto contattare il costruttore.

Pour installation avec Groupe Moteur à Distance contacter le constructeur.

Para instalación con Grupo Motor Remoto contactar al fabricante.

Für den aufstellung von entfernten motoren wenden Sie sich bitte an den Hersteller.

For installing the Remote Motor Unit contact builder.