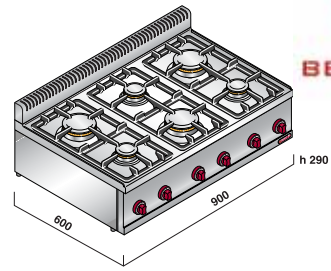
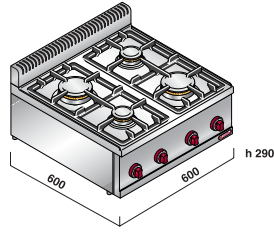
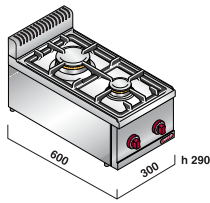




BERTO'S SPA



modello model modèle Modell

bruciatori aperti
open burner
brûleurs ouverts
Offene Brenner

G6F2B

n. 1 1
Ø mm 91,8 120,3
kW 3,0 3,6
Kcal/h 2580 3096
BTU/h 10236 12283

G6F4B

n. 2 2
Ø mm 91,8 120,3
kW 3 3,6
Kcal/h 2580 3096
BTU/h 10236 12283

G6F6B

n. 3 3
Ø mm 91.8 120.3
kW 3 3,6
Kcal/h 2580 3096
BTU/h 10236 12283

potenza totale total heat input
puissance totale Gesamtleistung

kW 6,60
Kcal/h 5676
BTU/h 22519

kW 13.20
Kcal/h 11352
BTU/h 45038

kW 19,80
Kcal/h 17028
BTU/h 67558

consumo gas gas consumption
consommation gaz Gasverbrauch

G30/G31 kg/h 0,5
G20 m³/h 0,7
G25 m³/h 0,8

G30/G31 kg/h 1,0
G20 m³/h 1,4
G25 m³/h 1,6

G30/G31 kg/h 1,5
G20 m³/h 2,1
G25 m³/h 2,4

connessione gas gas connection
raccordement gaz Gasanschluss

3/8"G

3/8"G

3/8"G

optional option
Sonderzubehör

accens. el. - el. ign.
allum. elect. - elekt. Zündung

accens. el. - el. ign.
allum. elect. - elekt. Zündung

accens. el. - el. ign.
allum. elect. - elekt. Zündung

peso totale total weight
poids total Gesamtgewicht

kg 20

kg 35

kg 43

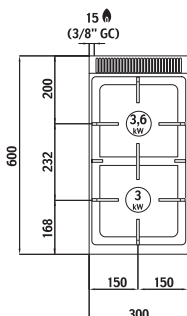
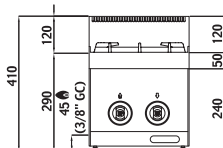
cubatura cubic volume
volume Volumen

m³ 0,16

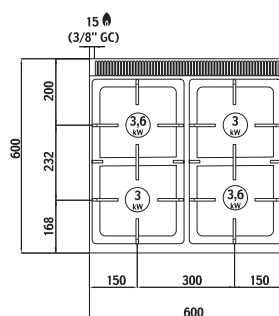
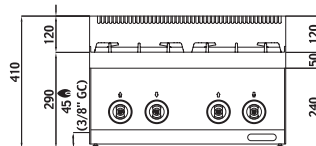
m³ 0,26

m³ 0,38

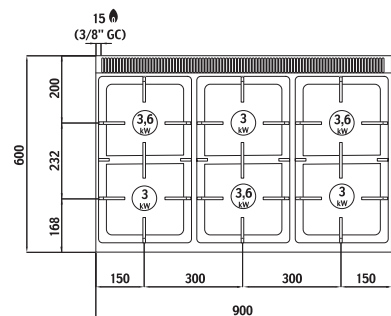
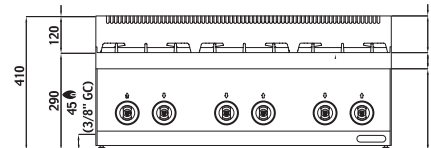
G6F2B



G6F4B



G6F6B



PLUS 600 compact power